



Mots cachés – on om













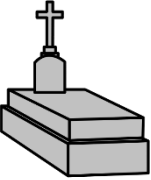
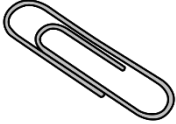
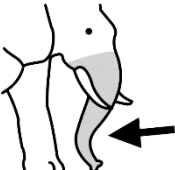

Retrouve dans la grille les mots qui correspondent aux différentes images.



@emilles idées de logopède



Ecris les mots trouvés à côté de la bonne image :

<p>1. </p>	<p>9. </p>
<p>2. </p>	<p>10. </p>
<p>3. </p>	<p>11. </p>
<p>4. </p>	<p>12. </p>
<p>5. </p>	<p>13. </p>
<p>6. </p>	<p>14. </p>
<p>7. </p>	<p>15. </p>
<p>8. </p>	<p>16. </p>