




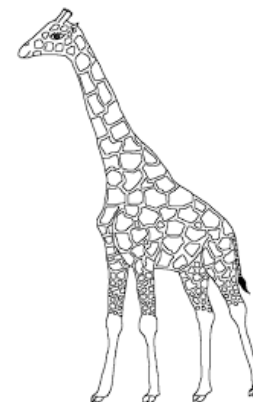







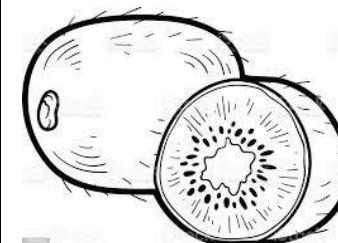



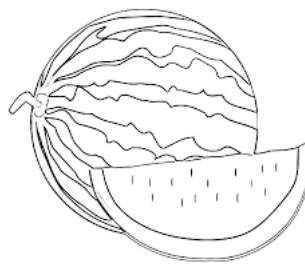



Mémoriser pour colorier

@emilles idées de logopède




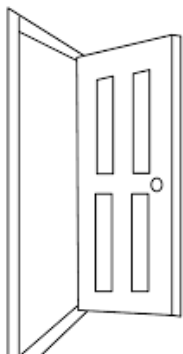


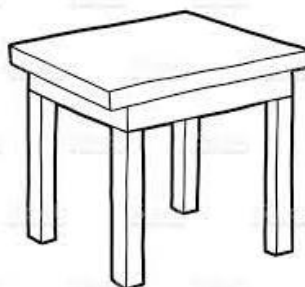
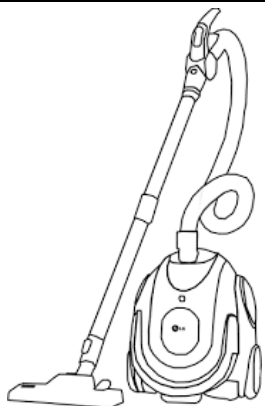

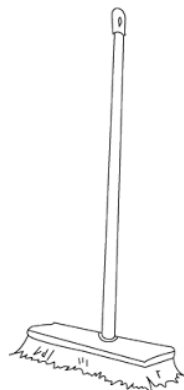
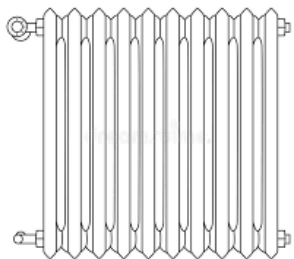
Mémoriser pour colorier

@emilles idées de logopède



Mémoriser pour colorier

@emilles idées de logopède



Cartes « mots » à découper

chat	poisson	cochon	vache	lion
souris	tortue	chien	girafe	poule
cheval	éléphant	lapin	singe	serpent
lampe	radiateur	balai	ciseaux	chaise
aspirateur	miroir	table	livre	poubelle
porte	lit	casseroles	pinceaux	peigne
pomme	fraise	banane	mûres	salade

carotte	raisin	pastèque	orange	tomate
poire	ananas	cerises	poivron	kiwi

- Jeu par thème (3 thèmes différents – 3 thèmes).
- Cartes mots à couper et à mettre dans un sac. On pioche deux cartes à retenir. Ensuite les cartes sont mises de côté et on colorie les éléments piochés et retenus (exemple : carotte et cerises → je cache les cartes, je les retiens puis je les colorie).
- On peut augmenter petit-à-petit le nombre d'items à retenir (selon les capacités mnésiques du patient).