











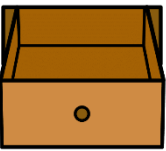





Mots cachés – oi










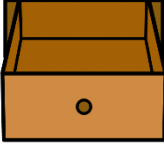




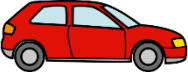

Retrouve dans la grille les mots qui correspondent aux différentes images.



@emilles idées de logopède

1. 	2. 	3. 	4. 
5. 	6. 	7. 	8. 
9. 	10. 	11. 	12. 
13. 	14. 	15. 	16. 

Ecris les mots trouvés à côté de la bonne image :

<p>1. </p>	<p>9. </p>
<p>2. </p>	<p>10. </p>
<p>3. </p>	<p>11. </p>
<p>4. </p>	<p>12. </p>
<p>5. </p>	<p>13. </p>
<p>6. </p>	<p>14. </p>
<p>7. </p>	<p>15. </p>
<p>8. </p>	<p>16. </p>