


# Mots cachés – au eau







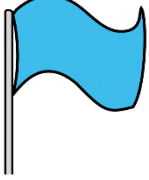








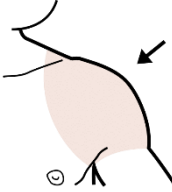
Retrouve dans la grille les mots qui correspondent aux différentes images.



@emilles idées de logopède



Ecris les mots trouvés à côté de la bonne image :

<p>1.  .....</p>	<p>9.  .....</p>
<p>2.  .....</p>	<p>10.  .....</p>
<p>3.  .....</p>	<p>11.  .....</p>
<p>4.  .....</p>	<p>12.  .....</p>
<p>5.  .....</p>	<p>13.  .....</p>
<p>6.  .....</p>	<p>14.  .....</p>
<p>7.  .....</p>	<p>15.  .....</p>
<p>8.  .....</p>	<p>16.  .....</p>